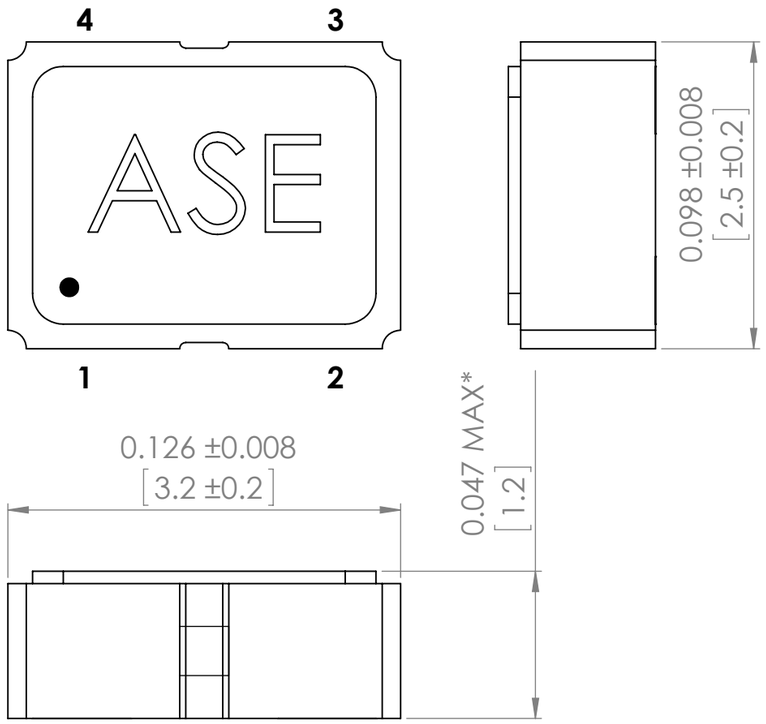

* Lower height is available

Recommended Land Pattern

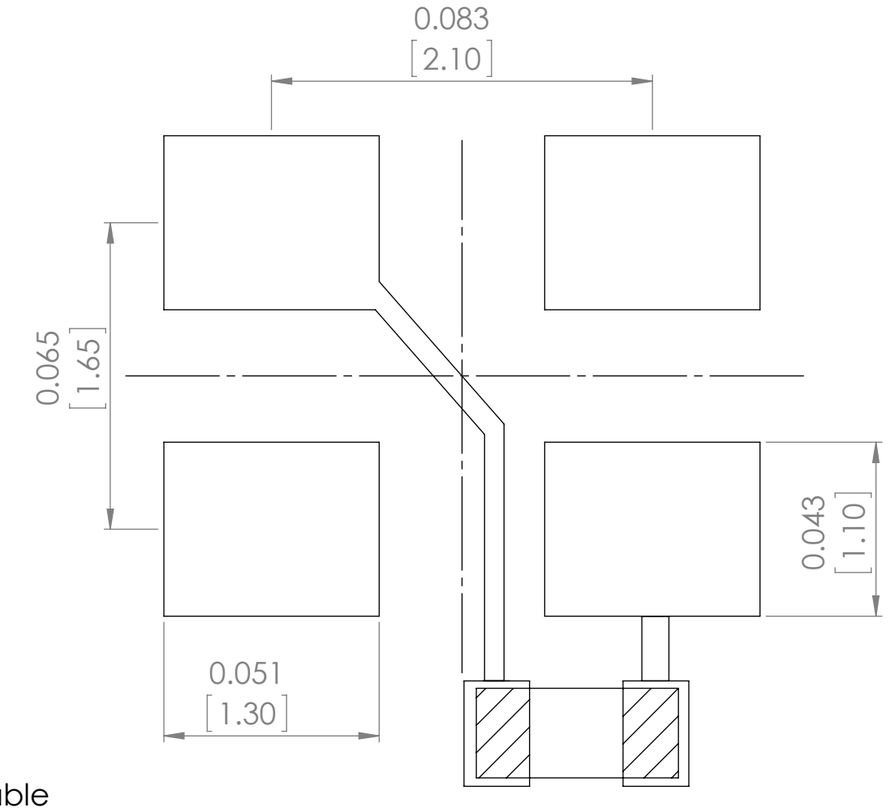

0.01uF

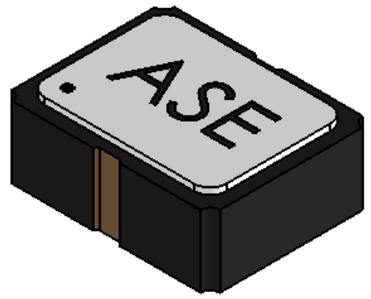

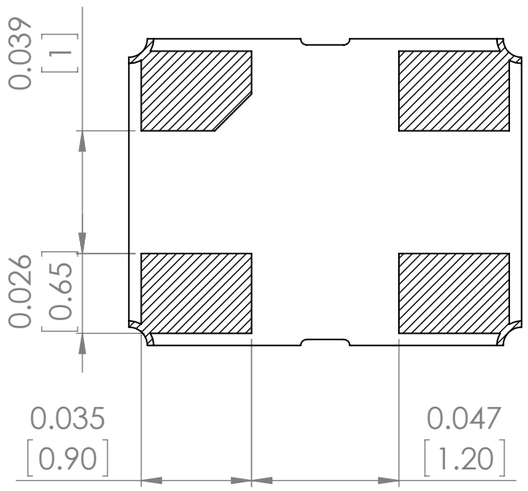

It is recommended to use an approximately 0.01uF bypass capacitor between PIN 2 and PIN 4.

PIN	FUNCTION
1	Tri-state (STBY)
2	GND/Case
3	Output
4	Vdd



Note: The outline package configuration varies with frequency range. Electrical properties, pin configuration, and land pattern are the same.

UNLESS OTHERWISE SPECIFIED: DIMENSIONS ARE IN INCH(MM) SURFACE FINISH: TOLERANCES: LINEAR: ANGULAR:		FINISH:				DEBUR AND BREAK SHARP EDGES
	NAME	SIGNATURE	DATE			
DRAWN	SAAZVAT					
CHK'D	XXXXXX					
APPV'D						
MFG						
Q.A				MATERIAL:		
				WEIGHT:		

DO NOT SCALE DRAWING | REVISION -

ABRACON CORPORATION
30332 Esperanza, Rancho Santa margarita, California 92688

TITLE: Oscillator

DWG NO. ASE | A3

SCALE:20:1 | SHEET 1 OF 1