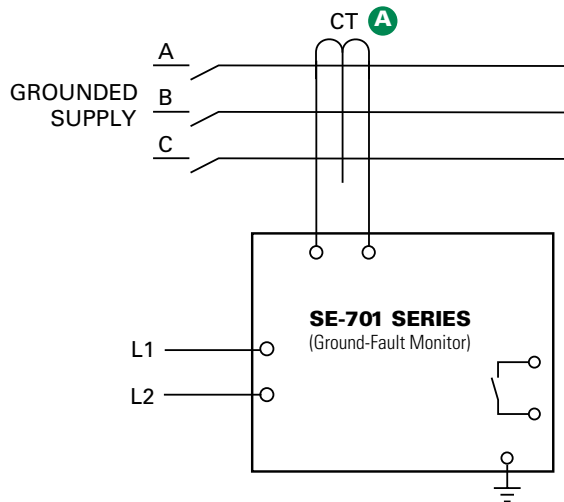


SE-701 SERIES (PGR-5701)

Ground-Fault Monitor



Simplified Circuit Diagram





Description

The SE-701 is a microprocessor-based ground-fault relay for resistance- and solidly-grounded systems. In addition to common systems, it is uniquely suited for use on systems with significant harmonic content. The SE-701 can provide main-plant protection, feeder-level protection, or individual-load protection. Proper current transformer selection provides the desired pickup range. The output contacts can be connected for use in protective tripping circuits or in alarm indication circuits. The analog output can be used with a PLC or a meter.

Features & Benefits

FEATURES	BENEFITS
Adjustable pickup (1-99%)	Trip setting based on input CT primary, allows use with any CT. Minimum 50 mA with EFCT Series.
Adjustable time delay (50 ms-2.5 s)	Adjustable trip delay allows quick protection and system coordination
Output contacts	Form A and Form B ground-fault output contacts for operation of separate annunciation and trip circuits
Analog output (0-5 V)	Allows for connecting an optional meter (PGA-0500) or a control system
CT-Loop monitoring	Alarms when CT is not connected
Selectable DFT or peak detection filtering	Compatible with variable-speed drives
Harmonic filtering	Eliminates nuisance tripping
Non-volatile trip memory	Retains trip state while de-energized to simplify troubleshooting
Microprocessor based	No calibration required, saves on maintenance cost
Universal power supply	Allows operation in application where one side of PT is faulted, provides flexibility for numerous applications

Accessories

- A**  **Ground-Fault Current Transformer**
Required current transformer model depends on application. We offer a variety of sensitive CTs with 5- and 30-A primaries.
- B**  **PGA-0500 Analog % Current Meter**
Optional panel-mounted analog meter displays ground-fault current as a percentage of the CT primary rating.

Ordering Information

ORDERING NUMBER	CONTROL POWER
SE-701-OU	120/240 Vac/Vdc
SE-701-OD	12/24 Vdc
SE-701-OT	48 Vdc
SE-701-O3	24 Vac

ACCESSORIES	REQUIREMENT
Current Transformer	Required
PGA-0500	Optional
PMA-55, PMA-60	Optional
SE-EFVC Voltage Clamp	Optional

Note: For optional conformal coating please consult factory.

Specifications

IEEE Device Numbers	Ground fault (50G/N, 51G/N)
Input Voltage	See ordering information
Dimensions	H 75 mm (3.0"); W 55 mm (2.2"); D 115 mm (4.5")
Trip Level Settings	1-99% CT-Primary Rating
Trip Time Settings	0.05-2.5 s
Contact Operating Mode	Selectable fail-safe or non-fail-safe
Harmonic Filtering	Standard feature
Test Button	Standard feature
Reset Button	Standard feature
CT-Loop Monitoring	Standard feature
Output Contacts	Isolated Form A and Form B
Approvals	CSA certified, UL Listed (E340889), CE (European Union), C-Tick (Australian)
Analog Output	0-5 V
Conformally coated	Consult factory
Warranty	5 years
Mounting	DIN, Surface (standard) Panel (with PMA-55 or PMA-60 adapter)