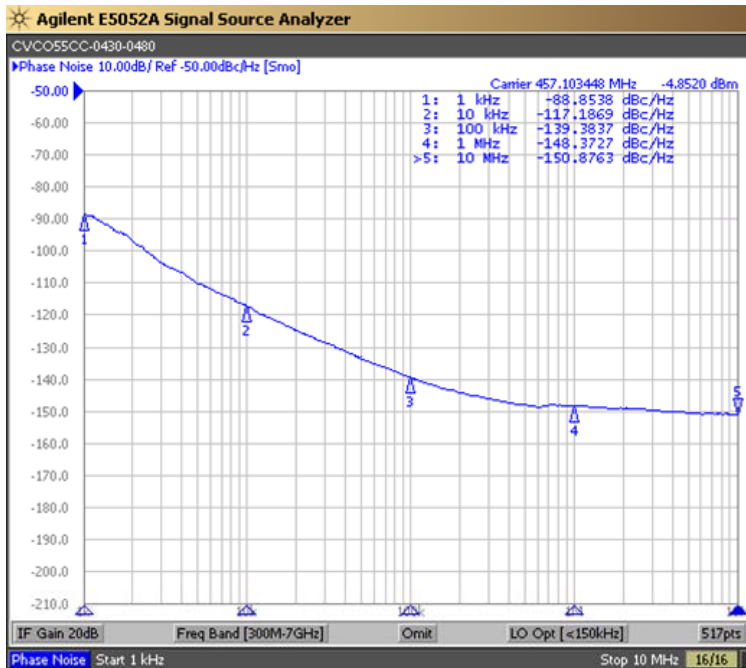


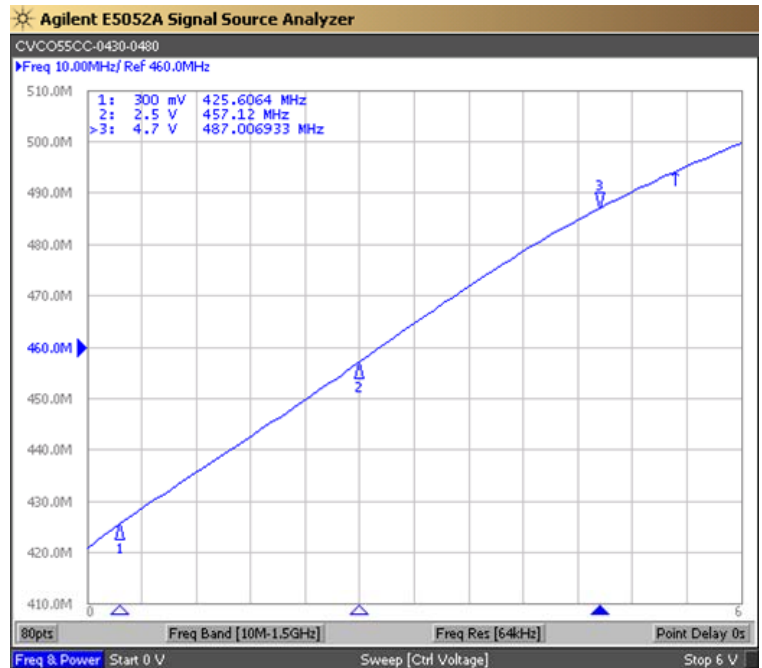


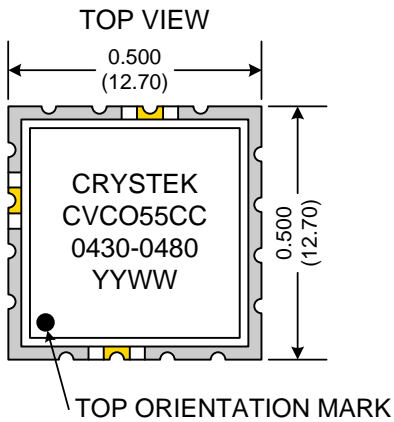
PERFORMANCE SPECIFICATION	MIN	TYP	MAX	UNITS
Lower Frequency:			430	MHz
Upper Frequency:	480			MHz
Tuning Voltage:	0.3		4.7	VDC
Supply Voltage:	4.75	5.0	5.25	VDC
Output Power:	-7.0	-5.0	-3.0	dBm
Supply Current:		35	45	mA
Harmonic Suppression (2 nd Harmonic):		-15	-10	dBc
Pushing:		0.2	0.5	MHz/V
Pulling, all Phases:		0.2	0.5	MHz pk-pk
Tuning Sensitivity:		17		MHz/V
Phase Noise @ 10kHz offset:		-117	-114	dBc/Hz
Phase Noise @ 100kHz offset:		-137	-135	dBc/Hz
Load Impedance:		50		Ω
Input Capacitance:			47	pF
Operating Temperature Range:	-30		+70	$^{\circ}$ C
Storage Temperature Range:	-45		+90	$^{\circ}$ C

Phase Noise (1 Hz BW, Typical)



Tuning Curve (Typical)





Pad	Connection
2	Vt
10	RF-OUTPUT
14	Vcc
Others	GROUND

- Unless otherwise specified, Dimensions are in: $\frac{IN}{(mm)}$
- Pad Location Dimensions are in: Inches

TAPE AND REEL



Drawing not to scale

Product Control:

Crystek Part Number:	CVCO55CC-0430-0480	Release Date:	16-May-12
Revision Level:	D	Responsible:	C. Vales

Specification is subject to change without notice

Page 2 of 2