

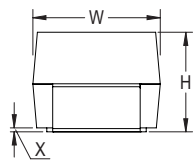
Sample Kit Contents

| KEMET Part Number | Case Code/ Case Size | Rated Cap | Rated Voltage | DC Leakage | DF | ESR | Maximum Operating Temp | Quantity |
|--------------------|----------------------|-----------|---------------|-----------------------|----------------------|-----------------------|------------------------|----------|
| | KEMET/EIA | µF | VDC | µAmps +25°C Max/5 Min | % @ +25°C 120 Hz Max | mΩ @ 25°C 100 kHz Max | °C | |
| T591V227M2R5ATE009 | V/7343-20 | 220 | 2.5 | 55 | 10 | 9 | 105 | 10 |
| T591B476M010ATE070 | B/3528-21 | 47 | 10 | 47 | 8 | 70 | 125 | 10 |
| T591D107M010ATE025 | D/7343-31 | 100 | 10 | 100 | 10 | 25 | 125 | 10 |

Dimensions – Millimeters (Inches)

Metric will govern

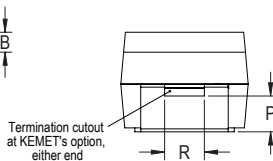
CATHODE (-) END VIEW



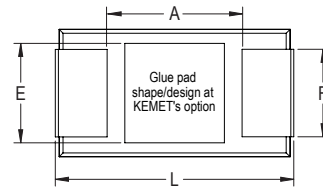
SIDE VIEW



ANODE (+) END VIEW



BOTTOM VIEW



| Case Size | | Component | | | | | | | | | | | | |
|-----------|---------|-------------------------|-------------------------|-------------------------|-----------------|-----------------|----------------------|---------------------------|------------|------------|-------------|------------|------------|------------|
| KEMET | EIA | L* | W* | H* | F* ±0.1 ±(.004) | S* ±0.3 ±(.012) | B* ±0.15 (Ref) ±.006 | X (Ref) | P (Ref) | R (Ref) | T (Ref) | A (Min) | G (Ref) | E (Ref) |
| B | 3528-21 | 3.5 ±0.2 (0.138 ±0.008) | 2.8 ±0.2 (0.110 ±0.008) | 1.9 ±0.1 (0.075 ±0.004) | 2.2 (0.087) | 0.8 (0.031) | 0.4 (0.016) | 0.10 ±0.10 (0.004 ±0.004) | 0.5 (.020) | 1.0 (.039) | 0.13 (.005) | 1.1 (.043) | 1.8 (.071) | 2.2 (.087) |
| D | 7343-31 | 7.3 ±0.3 (0.287 ±0.012) | 4.3 ±0.3 (0.169 ±0.012) | 2.8 ±0.3 (0.110 ±0.012) | 2.4 (0.094) | 1.3 (0.051) | 0.5 (0.020) | 0.10 ±0.10 (0.004 ±0.004) | 0.9 (.035) | 1.0 (.039) | 0.13 (.005) | 3.8 (.150) | 3.5 (.138) | 3.5 (.138) |
| V | 7343-20 | 7.3 ±0.3 (0.287 ±0.012) | 4.3 ±0.3 (0.169 ±0.012) | 2.0 max (0.079) | 2.4 (0.094) | 1.3 (0.051) | n/a | 0.05 (0.002) | n/a | n/a | 0.13 (.005) | 3.8 (.150) | 3.5 (.138) | 3.5 (.138) |

Notes: (Ref) – Dimensions provided for reference only. No dimensions provided for B, P or R because low profile cases do not have a bevel or a notch.

* MIL-PRF-55365/8 specified dimensions