

## Lightning arrester type 1 - FLT 35 CTRL-1.5/I - 2817437

Please be informed that the data shown in this PDF Document is generated from our Online Catalog. Please find the complete data in the user's documentation. Our General Terms of Use for Downloads are valid (<http://phoenixcontact.com/download>)



Type 1 / Class I / B arrester (lightning current arrester) with encapsulated arc chopping spark gap and ignition electronics with control lamp, 1-channel. Protection level: 1.5 kV. Housing width: 17.5 mm (1 Div.)

The illustration shows version FLT 35 CTRL-0,9/I



### Key commercial data

Packing unit	1 pc
Weight per Piece (excluding packing)	192.6 GRM
Custom tariff number	85363030
Country of origin	Germany

### Technical data

#### Dimensions

Height	89.8 mm
Width	17.7 mm
Depth	65.5 mm
Horizontal pitch	1 Div.

#### Ambient conditions

Degree of protection	IP20
Ambient temperature (operation)	-40 °C ... 85 °C
Permissible humidity (operation)	≤ 95 %

#### General

Housing material	PA
Inflammability class according to UL 94	V0
Color	black
Standards for air and creepage distances	IEC 60664-1
	VDE 0110-1

# Lightning arrester type 1 - FLT 35 CTRL-1.5/I - 2817437

## Technical data

### General

Mounting type	DIN rail: 35 mm
Type	Rail-mountable module, one-piece
Surge protection fault message	Optical
Direction of action	1L-N/PE

### Protective circuit

IEC test classification	I
	T1
EN type	T1
Nominal voltage $U_N$	230 V AC
Maximum continuous operating voltage $U_C$	260 V AC
Maximum continuous operating voltage $U_C$ (L-N)	260 V AC
Maximum continuous operating voltage $U_C$ (L-PEN)	260 V AC
Nominal frequency $f_N$	50 Hz
	60 Hz
Residual current $I_{PE}$	$\leq 2.5$ mA
Operating effective current $I_C$ at $U_N$	$\leq 2.5$ mA
Nominal discharge current $I_n$ (8/20) $\mu$ s	35 kA
Nominal discharge current $I_n$ (8/20) $\mu$ s (L-N)	35 kA
Nominal discharge current $I_n$ (8/20) $\mu$ s (L-PEN)	35 kA
Impulse discharge current (10/350) $\mu$ s charge	17.5 As
Impulse discharge current (10/350) $\mu$ s, specific energy	305 kJ/ $\Omega$
Impulse discharge current (10/350) $\mu$ s, peak value $I_{imp}$	35 kA
100% lightning impulse sparkover voltage (1.2/50) $\mu$ s	$\leq 1.5$ kV
100% lightning impulse sparkover voltage (1.2/50) $\mu$ s (L-N)	$\leq 1.5$ kV
100% lightning impulse sparkover voltage (1.2/50) $\mu$ s (L-PEN)	$\leq 1.5$ kV
Voltage protection level $U_p$	$\leq 1.5$ kV
Voltage protection level $U_p$ (L-N)	$\leq 1.5$ kV
Voltage protection level $U_p$ (L-PEN)	$\leq 1.5$ kV
Response time	$\leq 100$ ns
Response time (L-N)	$\leq 100$ ns
Response time (L-PEN)	$\leq 100$ ns
Max. backup fuse with branch wiring	125 A (gL)
Short-circuit resistance $I_p$ with max. backup fuse (effective)	25 kA
Short-circuit current self-quenching	3 kA (260 V)
Follow current quenching capacity $I_f$ (L-N)	3 kA (260 V)
Follow current quenching capacity $I_f$ (L-PEN)	3 kA (260 V)

# Lightning arrester type 1 - FLT 35 CTRL-1.5/I - 2817437

## Technical data

### Connection, protective circuit

Connection method	Screw connection
Connection type IN	Biconnect screw terminal block
Connection type OUT	Biconnect screw terminal block
Connection method	Biconnect terminal block
Screw thread	M5
Tightening torque	4.5 Nm
Stripping length	14.5 mm
Conductor cross section stranded min.	0.5 mm <sup>2</sup>
Conductor cross section stranded max.	25 mm <sup>2</sup>
Conductor cross section solid min.	0.5 mm <sup>2</sup>
Conductor cross section solid max.	35 mm <sup>2</sup>
Conductor cross section AWG/kcmil min.	20
Conductor cross section AWG/kcmil max	2

### Standards and Regulations

Standards/regulations	IEC 61643-1 1998-02
	E DIN VDE 0675-6 1989-11
	E DIN VDE 0675-6/A1 1996-03
	E DIN VDE 0675-6/A2 1996-10
	IEC 61312-1 1995-02

## Classifications

### eCl@ss

eCl@ss 4.0	27140201
eCl@ss 4.1	27140201
eCl@ss 5.0	27140201
eCl@ss 5.1	27140201
eCl@ss 6.0	27140201
eCl@ss 7.0	27140201
eCl@ss 8.0	27140201

### ETIM

ETIM 2.0	EC000381
ETIM 3.0	EC000381
ETIM 4.0	EC000381
ETIM 5.0	EC000381

# Lightning arrester type 1 - FLT 35 CTRL-1.5/I - 2817437

## Classifications

### UNSPSC

UNSPSC 6.01	30212010
UNSPSC 7.0901	39121610
UNSPSC 11	39121610
UNSPSC 12.01	39121610
UNSPSC 13.2	39121620

## Approvals

### Approvals

---

Approvals

GOST

---

Ex Approvals

---

Approvals submitted

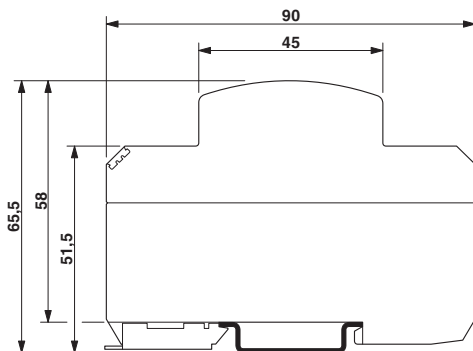
---

### Approval details

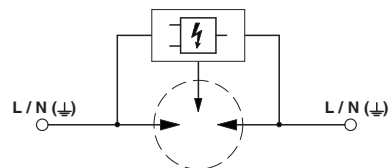


## Drawings

Dimensioned drawing



Circuit diagram



## Lightning arrester type 1 - FLT 35 CTRL-1.5/I - 2817437

Catalog photo




Figure may contain other products.

---

Phoenix Contact 2014 © - all rights reserved  
<http://www.phoenixcontact.com>