THIS DRAWING IS UNPUBLISHED.
VERTRAULICHE UNVEROEFFENTLICHTE ZEICHNUNG.
© COPYRIGHT 1998 BY AMP INCORPORATED. ALL RIGHTS RESERVED.
ALLE REICHTE VORBEHALTEN.

RELEASED FOR PUBLICATION ,1998
FREI FUER VEROEFFENTLICHUNG

MATED WITH:
PASSEND ZU:
Bg6

LOC	DIST
–	–

PROJECT NR.: –

REVISIONS
ABNDERUNGEN

P	LTR	DESCRIPTION BESCHREIBUNG	DATE	DWN	APVD
	A6	RELEASED AS PER ECR-06-009596	20.04.2006	PB	ST

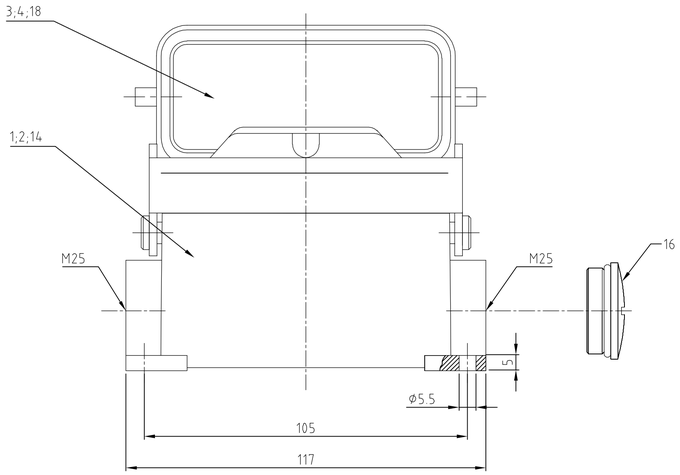

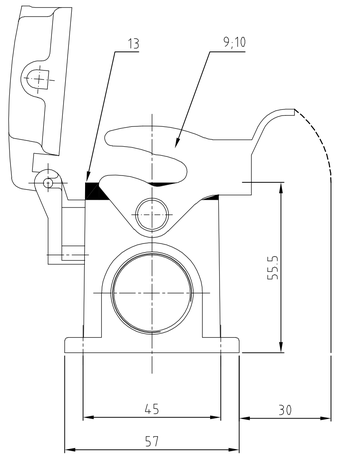

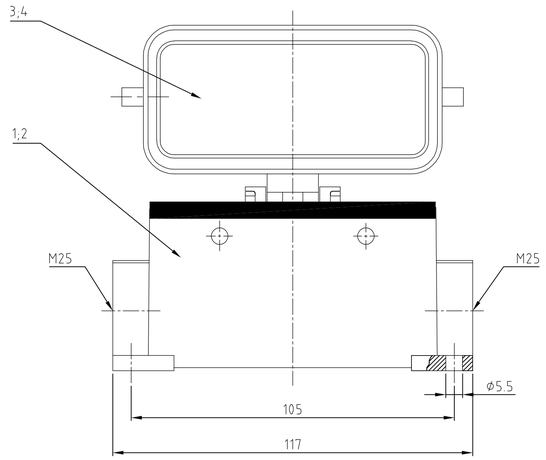

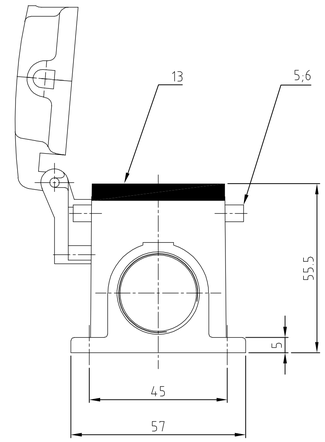

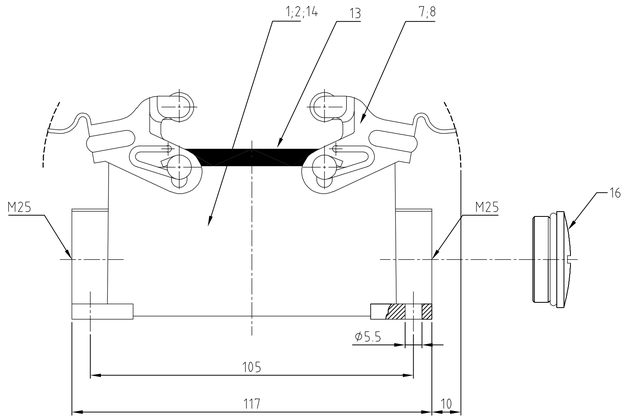

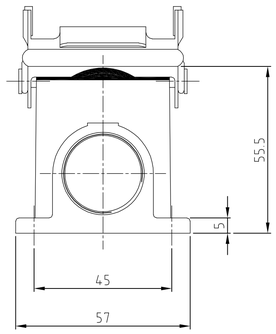

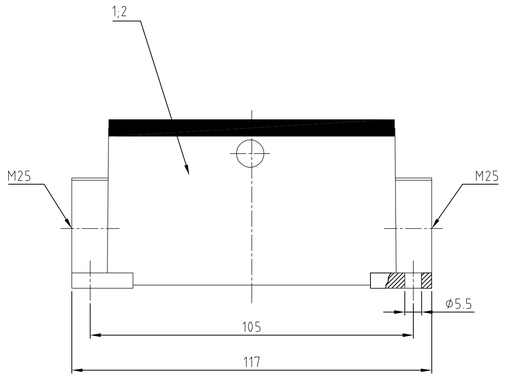

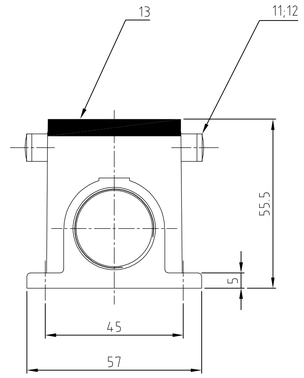

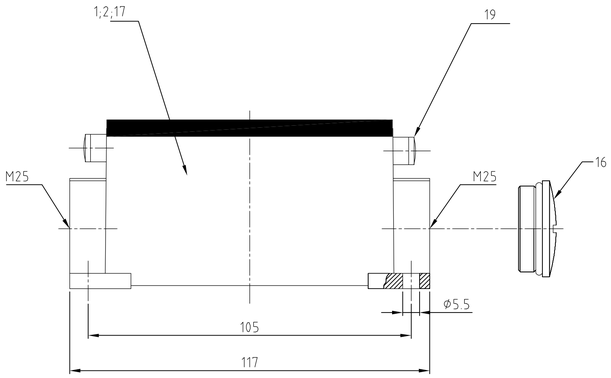

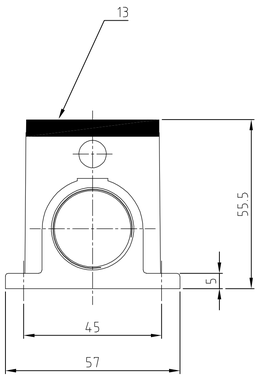

Notes:

1. Material: Housing: aluminium diecasting alloy
   Seals: Neoprene
2. Surface: Varnisch- aluminiumoxid+
   Varnisch black
   - grey / red
3. Varnish on the inside not necessarily
4. Blanking Piece : Always in combination with M5 Threaded Clip bolt

Bemerkungen:

1. Material: Gehäuse: Alu-Druckguß-Legierung
   Dichtung: Neoprene
2. Oberfläche: Lackierung - Aluminiumoxid+
   Lackierung schwarz
   - grau / feuerrot
3. Lackierung im Gehäuseinnere ist nicht notwendig

1-7	1-6	1-5	1-4	1-3	1-0	1-1	0-7	0-3	0-6	0-2	1-2	0-9	0-4	0-5	0-1	DESCRIPTION / BENENNUNG	MATERIAL (1)	SURFACE / OBERFLÄCHE (2)	COLOR / FARBE (3)	ITEM NO POS.	REMARKS / BEMERKUNGEN
1																LB-Bügelbolzen	Stahl/steel	verzinkt	blau/blue	19	M5
1																Deckel HB	aluminium/ALU		grey/grau	18	ohne Logo
1	1															Sockelgehäuse HB	aluminium/ALU		grey/grau	17	ohne Logo
1	1															Blanking Piece with Seal	Stahl/steel	-	blau/blue	16	M25 (4)
				1												Deckel HB	aluminium/ALU		feuerrot/red	15	-
				1												Sockelgehäuse HB	aluminium/ALU		feuerrot/red	14	-
1	1	1	1	1	1	1	1	1	1	1	1	1	1	1	1	Profildichtung	Neoprene	-	black/schwarz	13	-
					2											ZB-Bügelbolzen	V2A	blank	-	12	-
						2										ZB-Bügelbolzen	Stahl/steel	verzinkt	blau/blue	11	-
							1		1							LB-Bügel	V2A	blank	-	10	-
1			1					1		1						LB-Bügel	Stahl/steel	verzinkt	blau/blue	9	-
											2	2				VS-Bügel	V2A	blank	-	8	-
		2											2			VS-Bügel	Stahl/steel	verzinkt	blau/blue	7	-
														4		VS-Bügelbolzen	V2A	blank	-	6	-
															4	VS-Bügelbolzen	Stahl/steel	verzinkt	blau/blue	5	-
									1					1		Deckel HB-K	aluminium/ALU	Aluminiumoxid	black/schwarz	4	-
										1					1	Deckel HB	aluminium/ALU		grey/grau	3	-
					1				1		1	1		1		Sockelgehäuse HB-K	aluminium/ALU	Aluminiumoxid	black/schwarz	2	-
		1	1			1		1		1			1		1	Sockelgehäuse HB	aluminium/ALU		grey/grau	1	-

ORDERING TEXT / BESTELLTEXT:
HB.16.SGD-LB.2.M25.Z+BS
HB.16.SG-LB.2.M25.Z+BS
HB.16.SG-LB.2.M25.Z.KM
HB.16.SG-LB.2.M25.Z.KM
HB.16.SGD-LB.2.M25.Z
HB-K/Z.16.SG-ZVGR.2.M25.Z
HB-Z.16.SG-ZVGR.2.M25.Z
HB-K.16.SG-LB.2.M25.Z
HB.16.SG-LB.2.M25.Z
HB-K.16.SGD-LB.2.M25.Z
HB.16.SGD-LB.2.M25.Z
HB-K.16.SG-VS.1.M25.Z
HB-K.16.SG-VS.2.M25.Z
HB.16.SG-VS.2.M25.Z
HB-K.16.SGD.2.M25.Z
HB.16.SGD.2.M25.Z

THIS DRAWING IS A CONTROLLED DOCUMENT FOR AMP INCORPORATED. IT IS SUBJECT TO CHANGE AND THE CONTROLLING ENGINEERING ORGANIZATION SHOULD BE CONTACTED FOR THE LATEST REVISION.
DIESES ZEICHNUNG IST EIN KONTROLLIERTES DOKUMENT FUER AMP INCORPORATED. ÄNDERUNGEN VORBEHALTEN. DIE DEN TECHNISCHEN VERANTWORTLICHEN, DEMEN, TRO-VORBEHALTEN, DEN JEWEILS LETZTGUELTIGEN ANDERUNGSSTAND ERFAHREN SIE AUF ANFRAGE.

DIMENSIONS: MM
MATERIAL (1)
TOLERANCES UNLESS OTHERWISE SPECIFIED:
ALLGEMEINTOLERANZEN
n. ISO 8015
n. ISO 2768 - mH -E
n. DIN 16901 - 1a0
0 PLC
1 PLC
2 PLC
3 PLC
ANGLES / WINKEL
FINISH / OBERFLAECHE/FARBE (2)

DWN	Schneider	13.06.02
CHK	Schweiger	13.06.02
APVD	–	
PRODUCT SPEC PRODUKTSPEZ.	–	
APPLICATION SPEC VERARBEITUNGSSPEZ.	–	
WEIGHT GEWICHT	–	

AMP
HTS Elektrotechnik
53819 Neunkirchen, Germany

NAME
Surface mounted housing side entry
Sockelgehäuse HB.16.SG.2M25.Z

SIZE	CAGE CODE	DRAWING NO ZEICHNUNGS-NR.	RESTRICTED TO NUR FUER
A1	00779	C- 1106448	–

/KUNDENZEICHNUNG | MASSSTAB 1:1 | BLATT | OF 1von 1 | REV A6